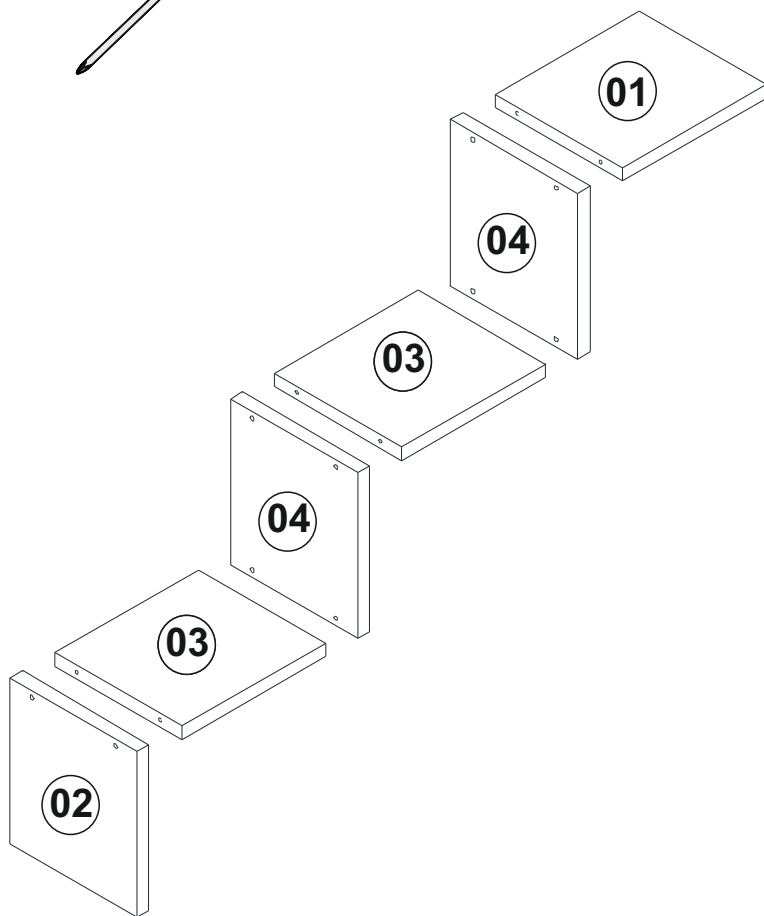
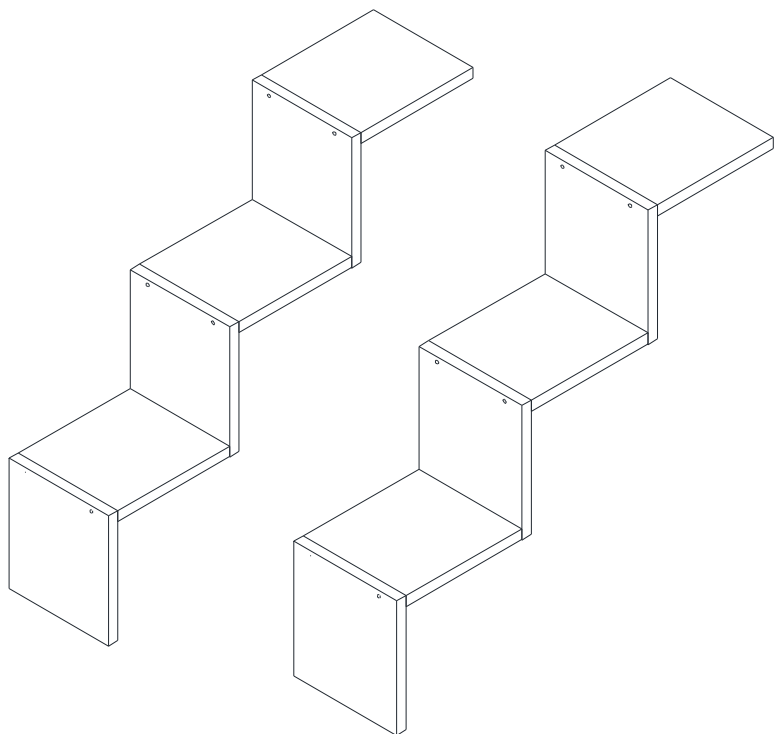





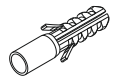



The necessary tools (not included)



ACCESSORY LIST

PIECES

4x50 Screw  A09 20x	4x70 Screw  A45 4x	L Hanger  A07 4x
Paper Tap  A16 20x	Pin  A08 4x	3,5x18 Screw  A10 4x

NO	THICKNESS	LENGHT	WIDTH	PCS
1	18	220	195	2
2	18	220	195	2
3	18	220	195	4
4	18	220	195	4

Dear Customer,

The product you bought was subjected to all sorts of tests and control before sending out to you. Even in this situation, sometimes happen that some component is damaged during the transportation. In such case please do not send the whole article back to us. Just request/order the damaged part. While requesting the required part, describe it exactly by looking to service card. Missing part will be sent to you as soon as possible. Before start assembling, please check the whole components and accessories according to the lists. After being sure that every part and accessory are okay and right, start assembling. Before start assembling, please clean all the components with a damp cloth. If you bought more than one product, to prevent confusion be sure that you completed the first product. Then start the other product's assembling. Never draw the products. While carrying, disassociate and lift the product and carry with minimum 2 people. For long distances carry the product with the package.

It is very easy to clean the surfaces of your product. It is enough to wipe with a damp and soapy cloth or other household cleaners.

Do not directly contact your furniture with excessive heat, cold and humidity because the product can be affected.

Do not use your furniture for out of purposes.

1.

2x

